

Laboratory Refrigerator

MODEL	TEMPERATURE RANGE	SET POINT	CAPACITY (NET LTS)	DIMENSIONS	DOOR TYPE
LB 9501NFP	+2°C ÷ +10°C (Adj.)	+4°C (Adj.)	1'250	Ext. 132Wx89Dx204H cm Int. 120Wx77Dx132H cm	Two Hinged Solid Doors



DRY CONTACT – Back-up Battery 36hr - ACCURACY 0.1°C

GAS R290 AVAILABLE on request

Colour: Gray, White or any RAL colour

Structure: Internal and external **Steel Laminated Plate with FINGER PROOF TECHNOLOGY™** to assure a Bacteria-Static Activity

Insulation: Polyurethane Foam, CFC FREE, 42Kg/m³, thick. 60mm

Refrigeration type: Ventilated (NO-FROST), Fast Recovery

Defrosting: Automatic with condensing water evaporation, electric.

Electric power: 1 / 210-240Volt / 50-60Hz

Power Protection: Shortage Protection, Power Stabilizer with Linear Voltage Regulator for power fluctuations (+/-20 Volt)

Compressor: No.1 Hermetic Type - 1000Watt – 1 ¼ Hp

Refrigerant gas: R452a (Compatible with R404a)

Door: No1 Solid Door with Electric Heater and Silicon Magnetic Gasket Double Fold

Inner setting: 5+5 to 8+8 Shelves/Grids/Drawers

Lights: 2 LED Lights 120cm, 6000K

Electronic controller: Hi Efficiency display – Probe PT100 Shielded or deep in Glycerine (option)

Castors and Wheels: 4 Swivel Wheels + 2 adjustable feet

Main Visual Acoustic Alarm for: - HI and LOW temperature

- Open door
- Devices failure
- Probes failures

MAIN OPTIONS and ACCESSORIES:

DTLSD3(1T) - Interactive Data Logger TFT 5" with USB/SD, Predictive Diagnosis, CAN-BUS Communication and faults tracking system, software for data read-out and graphics, etc.

FLXP – Digital Data Logger with dedicated APP and WI-FI Connection, direct WI-FI data download and monitoring

RG1 – Graphic Chart Recorder with 52 weekly Paper Disk and 1 Spare Pen.

TC - Twin Compressor, alternate work cycles, auto switch over if primary compressor is faulty

ESEDL – Electronic Lock with Password (Access Log)

SE – Key Lock with 2 keys

CHAUT - Self Closing Door with stopper at 95°

HLO - Hole for External Probe Ø 25mm

CS2 - Sliding Aluminum or S/Steel Drawers on bearings, edge 10cm H, Max Load 55Kg

SH2 - Sliding INOX S/S perforated/plane Shelves on bearings Max Load 55Kg

SMS - SMS Alarm System in case of errors.

WI-FI/3G – Online connection for Alarm Messages and Real Time monitoring, Graphics and Report Download

HC - Humidity Controller

TR – Tropical Cooling System, for temp. till 45°C and 95% RU

NFOG – NO FOG Glass Technology

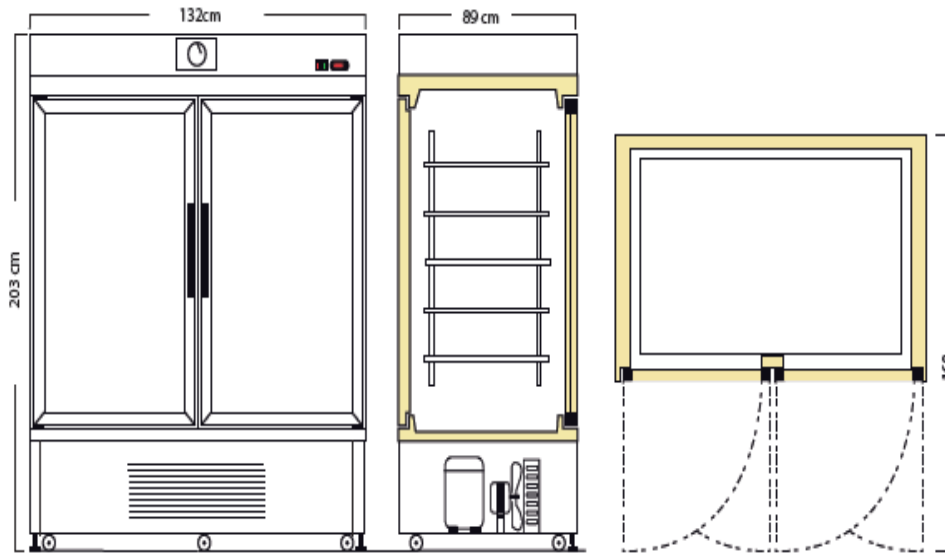
RS485 – Serial Port for PC/BMS Connection (only with DTLSD3 and FLXP)

INTERFACE RS485 or ETHERNET

(Option available only with N.I.T.S. System – DTLSD3 and FLXP)



STANDARD SET UP WITH GRIDS



OPTIONS: INTERACTIVE DATA LOGGER “DTLSD3” TFT 5” RGB, USB, MICRO-CONTROLLER DUAL CORE
DATA LOGGER “FLEX PHARMA” OPERATING WITH FREE APP AND WI-FI CONNECTION



FURTHER INNER CONFIGURATIONS (Options)



OPTION DATA LOGGER FLEX PHARMA with WI-FI CONNECTION

FLEX PHARMA

HIGH PERFORMANCE CONTROLLER WITH BUILT-IN CONNECTIVITY

Temperature controller for static and ventilated refrigeration units at positive and negative temperature dedicated to the health sector; built-in WiFi module and Data Logger.



EMPLOYMENT UNIT

Range [-86°C ... +15°C]

- BLOOD BANK
- HOSPITAL REFRIGERATORS
- PHARMACEUTICAL REFRIGERATORS
- LABORATORY REFRIGERATORS

FUNCTIONS

- Monitor probe and the simultaneous display
- Test circuit and battery recharge
- Warning and recording of network failure
- Electric-key output driver
- Alarms and faults list with circular register
- Data Logger with clock and maintenance supercap
- Anti-ice function with safety thermostat
- Consistency check between the installed probes
- Buzzer with auto-silence and reset function
- Wireless parameters programming
- OEM Cloud supervision
- User supervision through app and web pages
- Weekly graphic report by mail
- Email alert messaging

PANEL DISPLAY

- Dimensions: L182 x H38 x D23mm
- Drilling template: L150 x H31mm
- Low voltage power by controller board
- Recessed, flush, under glass mounting
- 5 keys capacitive keyboard
- White and blue 7-segments display
- Data Logger (3Mb flash memory)
- Real Time Clock with super capacitor
- WiFi module built-in and alarm buzzer

CONTROLLER BOARD

- Power Supply: 230Vac - 50/60Hz
- Nr 3 NTC probes [-49.9, +99.9]°C Res. 0.1°C
- Nr 2 PT1000 probes [99.9, +99.9]°C Res. 0.1°C
- Nr 4 Digital inputs (door switch, HP, LP, Thermal)
- Nr 1 Backup battery 12Vdc input
- Nr 6 Relais: 30A-10A SPDT-10A-10A-8A-3A
- Nr 1 Alarm relay SPDT
- Nr 1 Led bar 12/24V power supply input
- Nr 1 Led bar dimmered output [max 2A]
- Nr 1 Electric key output driver
- On-board connector for inserting modules: Ethernet, Modbus TCP, Modbus RS485, Inverter with electronic fan modulation outputs.

Features subject to change without notice

OPTION DATA LOGGER DTLSD3 (N.I.T.S.) TFT 5" with USB

Six excellent reasons to choose **TEKNALAB**

1 INTERACTIVE TOUCH PAD

A touch pad with 5 dynamic backlit keys simplifies navigation for the user. The central key is backlit by a RGB led which varies in colour according to the refrigeration unit operation.

Even from a distance it is easy to check the operating status of the refrigerator.

2 REAL-TIME GRAPH

The temperature is shown on the screen with a graphical display that substitutes the now obsolete electro-mechanical thermograph.

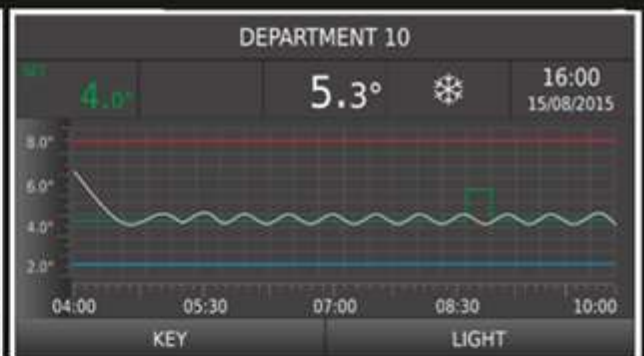
The feature is integrated with a 10 year memory of the recorded data and list of events regarding temperatures and operation variables.

3 PREDICTIVE DIAGNOSTICS

In the mid-long term time period a relay fault is one of the most common failure to occur. In order to prevent this all relay switching are read with a representation of the remaining life expectancy of the component, and a warning is given when the threshold is about to be reached.

TFT COLOR
GRAPH DISPLAY

KEYBORD TOUCH
WITH RGB BACKLIT



4 EFFICIENCY & SECURITY

The Smart Defrost function measures the level of frost on the evaporator and launches the defrosting only when necessary to maintain an always efficient operation of the refrigerator and to reduce consumption compared to traditional defrosting by time.

Thermostat control with evaporator probe in case of thermostat probe fail.

5 DUAL CORE

A second powered micro-controller analyses the operation of the board, reads the coldroom temperature and mains voltage; a warning is given when the value are over or under the threshold defined by parameters to safeguard compressor life and electronics components.

6 CONNECTIVITY

USB port for downloading thermo-regulation data and parameter settings. Optional Bridge devices Ethernet - Wi-Fi - 3G complete the global connectivity between devices towards CLOUD Velex for monitoring and teleservice features via browser (PC or Smartphone) through credential access.

Control functions dedicated to each specific field of refrigeration: blood banks, laboratory and pharmacies

FUNCTIONS

Thermostat control

Regulation on central set with double hysteresis in cooling action for systems with single and double stage (superfreezers)

Heating action for climatized rooms.

Defrosting

Defrosting mode: electric, hot gas, stop compressor with activation from the touch pad, by a timer, by a clock and by the automatic detection of ice.

Fan management

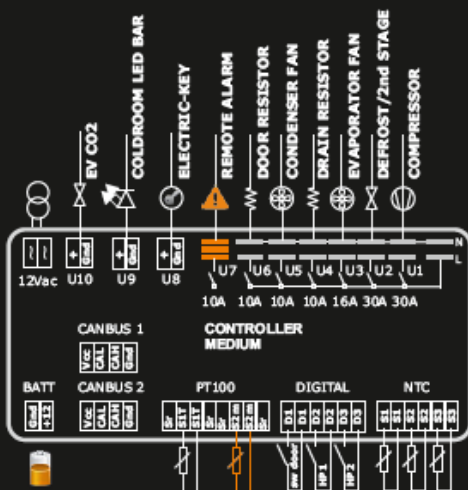
Condenser fans control within a range of temperatures to guarantee the correct thermal exchange.

Evaporator fans control to maintain humidity and to block the flow of hot air into the coldroom during defrost phase.

Programmable outputs

Any of the following actions can be associated to every relay: compressor, defrosting, evaporator fans, condenser fans, door resistance, glass resistance, drainage resistance, active load light, heating action and 2nd stage compressor action for superfreezers.

outputs wiring example



DEDICATED FUNCTIONS

Redundancy

Double power supply for the logic.

A second micro-controller is designated to the function of diagnosis, battery charge and the reading and registration of temperature in normal conditions and in mains failure status.

For ventilated units in case of thermostat probe failure the regulation is transferred to the evaporator probe.

The temperature of the technical compartment is constantly monitored with a warning when it reaches the safety threshold.

The output and operation status is shown by exterior led (*expert points*).

PT100 probe monitor

PT100 precise independent monitor probe with a 0.1°C of resolution for thermo-registration and high and low temperature alarms with a coherence check between its readings and thermostat probe with alert for any possible unbalance.

NTC/PT100 thermostat probe

Two thermostat probe inputs are provided to regulate the temperature both of the ventilated unit with NTC probe and of the superfreezers -86°C with PT100 probe.

Back-up battery

Back-up batteries are connected in a recharging circuit, with periodic tests, charging status and substitution alert. In case of a mains failure they provide 24 hours of power supply.

Electric-Key Driver

Solid state output controls an electric-key with password access.

Led bar driver

A solid state output can be configured to directly control the coldroom light by led bars with automatic functions of switching on, turning off and energy savings.

CO2 valve driver

A solid state output controls the CO2 solenoid valve in normal conditions and in the event of mains failure for the freezer units that foresee this.

Driver Board

Power Supply	12Vac 50/60Hz >=6VA
Dimensions	L200 x H110 x P35 mm
Inputs	N°3 NTC [-50.0, 70.0]° N°3 Digital N°2 PT100 [-99.9, 50.0]°
Relais Out	N°2 x 30A + N°1 x 16A N°3 x 10A + Alarm 10A
Drivers	Led Bar - EV CO2 Electric-key
Gates	2xCANBUS

Display Board

Power Supply	from Driver Board
Housing	plastic ABS
Dimensions	L160 x W52 x H25 mm
Dima	L154 x W49 mm
Keyboard	5 Keys Touch with RGB backlit
Display	TFT 2.41" 320x240 pixel
Gateway	CANBUS USB for data exchange